



REEF ARCHES

2200 Centrepark West Drive
West Palm Beach, FL 33409
www.reefarches.com

DATE	INITIALS	DESCRIPTIONS

THIS DRAWING HAS BEEN PREPARED BASED ON INFORMATION PROVIDED TO BY THE DESIGN ENGINEER, CONTRACTOR, OR OTHER PROJECT REPRESENTATIVE. THE ENGINEER OF RECORD SHALL REVIEW AND APPROVED THAT THE DEPICTED LAYOUT AND ALL ASSOCIATED DETAILS MEET ALL APPLICABLE REGULATIONS AND PROJECT SPECIFIC REQUIREMENTS.

DISTRIBUTED BY:



www.fergusongss.com

PROJECT NAME:

PROJECT NAME

CITY,
STATE

DRAWN BY: TBD

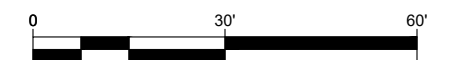
CHECKED BY: TBD

DATE: 02/11/2025

SHEET TITLE:

REEF ARCHES
OVERLAY


SCALE:



SHEET NUMBER:

1 of 4

REEF ARCHES QUANTITIES	
REEF ARCHES 50 LB. UNITS	0
REEF ARCHES 1,200 LB. UNITS	0
REEF ARCHES SEAWALL ATTACHMENTS (50 LB. INSERTS)	0
REEF ARCHES SEAWALL ATTACHMENTS (1,200 LB. INSERTS)	0



NOTES & DISCLAIMERS

1. INSTALLATION TO BE COMPLETED IN ACCORDANCE WITH MANUFACTURER'S SPECIFICATIONS.
2. CONSULTANT DRAWINGS ARE BEING RELIED UPON AS BEING ACCURATE IN DEPICTING SITE CONDITIONS, THAT THEY SATISFY ANY LOCAL BUILDING CODE REQUIREMENTS, AND THAT THEY ACCURATELY DEPICT SUBSURFACE CONDITIONS.
3. REEF ARCHES SUPPLIES THE PRODUCTS ONLY AND TAKES NO RESPONSIBILITY FOR INSTALLATION AND HAS NO ROLE IN THE INSTALLATION OF THE PRODUCTS.



REEF ARCHES

2200 Centrepark West Drive
 West Palm Beach, FL 33409
 www.reefarches.com

DATE	INITIALS	DESCRIPTIONS

THIS DRAWING HAS BEEN PREPARED BASED ON INFORMATION PROVIDED TO BY THE DESIGN ENGINEER, CONTRACTOR, OR OTHER PROJECT REPRESENTATIVE. THE ENGINEER OF RECORD SHALL REVIEW AND APPROVED THAT THE DEPICTED LAYOUT AND ALL ASSOCIATED DETAILS MEET ALL APPLICABLE REGULATIONS AND PROJECT SPECIFIC REQUIREMENTS.

DISTRIBUTED BY:



www.fergusongss.com

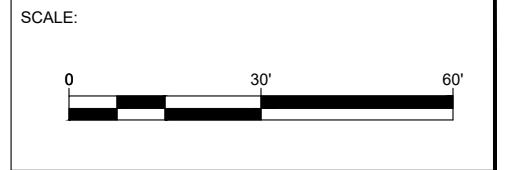
PROJECT NAME:
 PROJECT NAME
 CITY,
 STATE

DRAWN BY: TBD

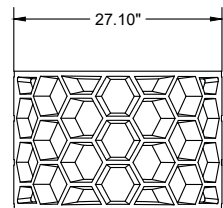
CHECKED BY: TBD

DATE: 02/11/2025

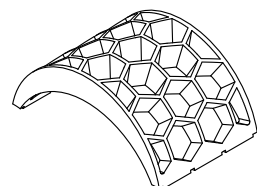
SHEET TITLE:
 REEF ARCHES
 LAYOUT



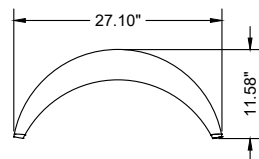
SHEET NUMBER:
 2 of 4



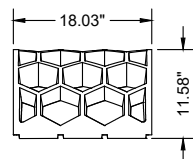
TOP VIEW



ISOMETRIC VIEW



FRONT VIEW



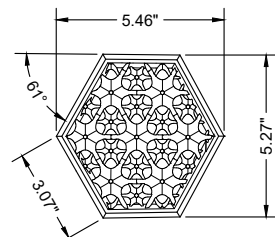
SIDE VIEW

UNIT DATA

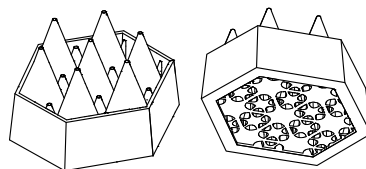
GEOMETRY:
 LENGTH = 27.10 IN.
 WIDTH = 18.03 IN.
 HEIGHT = 11.58 in.
 WEIGHT = LBS.

MATERIAL:
 X,000 PSI CONCRETE

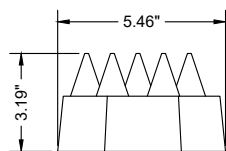
REEF ARCHES - 50 LB. UNIT DETAIL



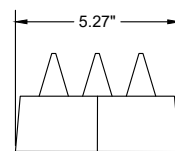
TOP VIEW



ISOMETRIC VIEW



FRONT VIEW



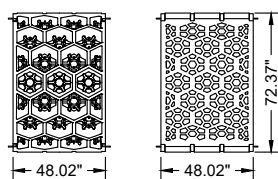
SIDE VIEW

UNIT DATA

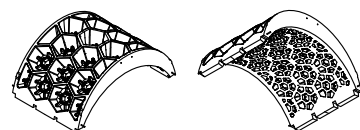
GEOMETRY:
 LENGTH = 5.46 IN.
 WIDTH = 5.27 IN.
 HEIGHT = 3.19 in.
 WEIGHT = LBS.

MATERIAL:
 X,000 PSI CONCRETE

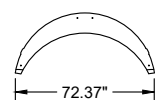
REEF ARCHES - SEAWALL ATTACHMENT (50-LB. INSERT)



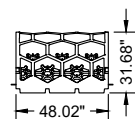
TOP VIEW BOTTOM VIEW



ISOMETRIC VIEWS



FRONT VIEW



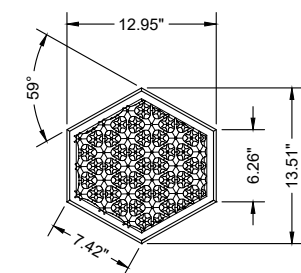
SIDE VIEW

UNIT DATA

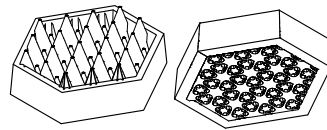
GEOMETRY:
 LENGTH = 72.337 IN.
 WIDTH = 48.02 IN.
 HEIGHT = 31.68 in.
 WEIGHT = LBS.

MATERIAL:
 X,000 PSI CONCRETE

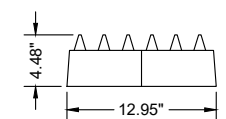
REEF ARCHES - 1,200 LB. UNIT DETAIL



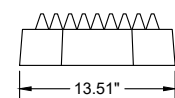
TOP VIEW



ISOMETRIC VIEW



FRONT VIEW



SIDE VIEW

UNIT DATA

GEOMETRY:
 LENGTH = 12.95 IN.
 WIDTH = 13.51 IN.
 HEIGHT = 4.48 in.
 WEIGHT = LBS.

MATERIAL:
 X,000 PSI CONCRETE

REEF ARCHES - SEAWALL ATTACHMENT (1,200-LB. INSERT)



2200 Centrepark West Drive
 West Palm Beach, FL 33409
 www.reefarches.com

DATE	INITIALS	DESCRIPTIONS

THIS DRAWING HAS BEEN PREPARED BASED ON INFORMATION PROVIDED TO BY THE DESIGN ENGINEER, CONTRACTOR, OR OTHER PROJECT REPRESENTATIVE. THE ENGINEER OF RECORD SHALL REVIEW AND APPROVED THAT THE DEPICTED LAYOUT AND ALL ASSOCIATED DETAILS MEET ALL APPLICABLE REGULATIONS AND PROJECT SPECIFIC REQUIREMENTS.

DISTRIBUTED BY:



www.fergusongss.com

PROJECT NAME:

PROJECT NAME

CITY,
 STATE

DRAWN BY: TBD

CHECKED BY: TBD

DATE: 02/11/2025

SHEET TITLE:

**REEF ARCHES
 DETAILS**

SCALE:

SHEET NUMBER:

3 of 4

REEF ARCH SPECIFICATION



REEF ARCHES

2200 Centrepark West Drive
West Palm Beach, FL 33409
www.reefarches.com

DATE	INITIALS	DESCRIPTIONS

THIS DRAWING HAS BEEN PREPARED BASED ON INFORMATION PROVIDED TO BY THE DESIGN ENGINEER, CONTRACTOR, OR OTHER PROJECT REPRESENTATIVE. THE ENGINEER OF RECORD SHALL REVIEW AND APPROVED THAT THE DEPICTED LAYOUT AND ALL ASSOCIATED DETAILS MEET ALL APPLICABLE REGULATIONS AND PROJECT SPECIFIC REQUIREMENTS.

DISTRIBUTED BY:



www.fergusongss.com

PROJECT NAME:

PROJECT NAME

CITY,
STATE

DRAWN BY: TBD

CHECKED BY: TBD

DATE: 02/11/2025

SHEET TITLE:

**REEF ARCHES
SPECIFICATIONS**

SCALE:

SHEET NUMBER:

4 of 4